

# Labor Market Report

## February 2022

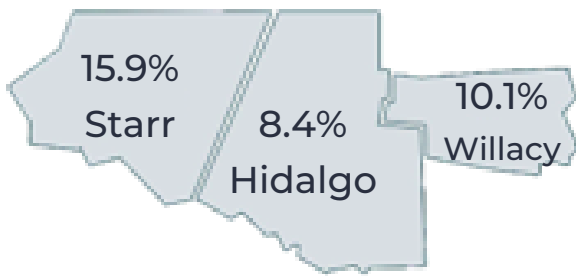
Serving the Lower Rio Grande Valley  
 Workforce Development Area (WDA):  
 (Hidalgo, Starr & Willacy Counties)



### Unemployment Rates

#### Workforce Solutions WDA

decreased from 9.5% to 8.9%

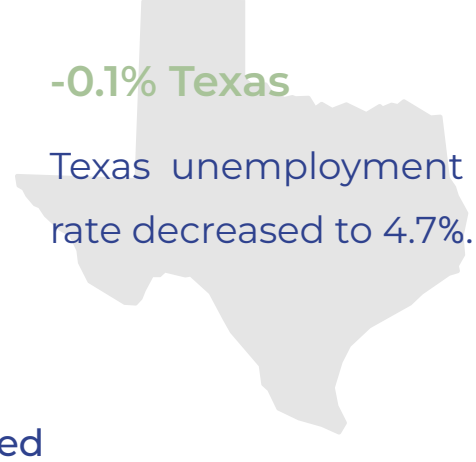
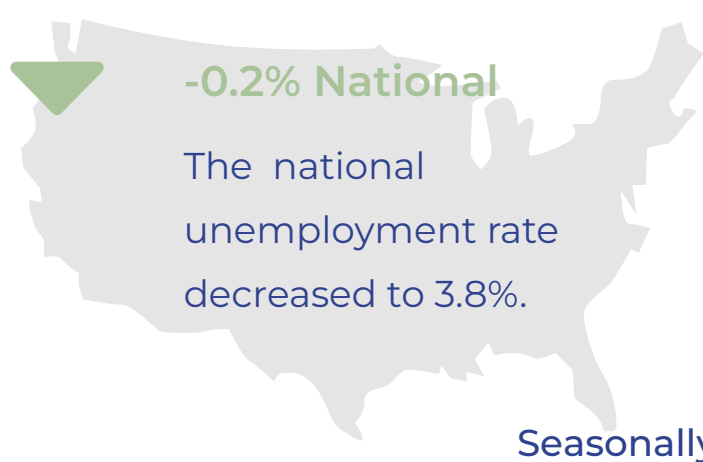
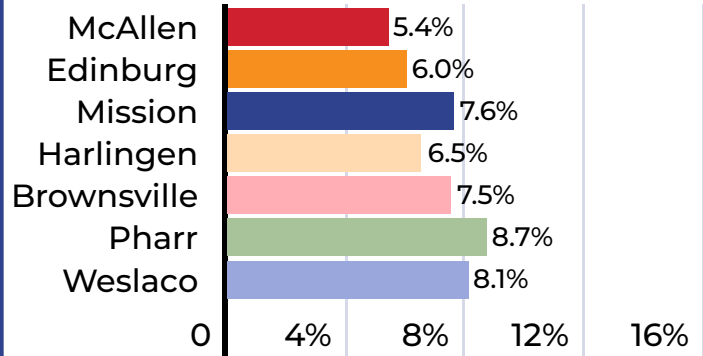


**RGV 8.4%**

▼ **1.3%**

Jan-22

Feb-22



Seasonally Adjusted

▼ Indicates a decrease in Unemployment Rate

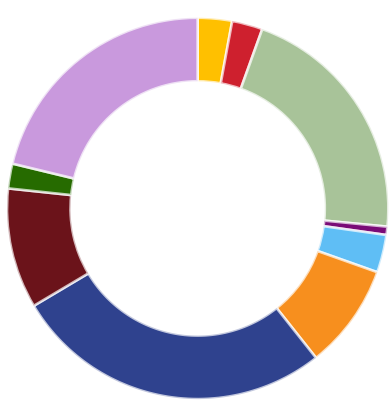
▲ Indicates an increase in Unemployment Rate

### Employment Change


#### Border Region Employment

	McAllen MSA	Brownsville MSA	Laredo MSA	Total Monthly Change
Total All Non-Agriculture	3,300 ▲	1,100 ▲	1,100 ▲	5,500 ▲

#### Border Region Employment



Industry	Total Employment
Mining, Logging and construction	15,500
Manufacturing	14,200
Trade, Transportation, and Utilities	84,000
Information	4,000
Financial Activities	17,100
Professional and Business Services	48,300
Education and Health Services	146,500
Leisure and Hospitality	55,000
Other Services	11,300
Government	114,600



LEISURE & HOSPITALITY

▲ **1,500**

McAllen MSA +700  
 Brownsville MSA +400  
 Laredo MSA +400



GOVERNMENT  
 (Public Ed, Law Enforcement)

▲ **2,000**

McAllen MSA +1400  
 Brownsville MSA +500  
 Laredo MSA +100

# Labor Market Report

## February 2022

Serving the Lower Rio Grande Valley

Workforce Development Area (WDA): (Hidalgo, Starr & Willacy Counties)



**workforce**  
SOLUTIONS

A proud partner of the AmericanJobCenterNetwork

## Statewide Overview




Texas Non-Agricultural Jobs

Had a gain of 832,200 jobs in the past year. Annual employment increase rate of 6.7%



77,800



Texas Not Seasonally Adjusted

The unemployment rate over the last month decreased from 4.8% to 4.7%



-0.1%




Service Providing Industry

A total gain of 724,200 jobs were gained in the past 12 months. An annual increase of 6.8%



61,100



Goods-Producing Sector

A total of 108,000 jobs were gained in the past 12 months. An annual increase of 6.2%



16,700

## Business Engagement

### RGV Economy

In February, the RGV (4-County region) unemployment rate was at 8.4% reflecting a decrease of -0.5% from January. Over the month, Workforce Solutions (WFS) partnered with employers to host 15 hiring events with 17 participating employers and 409 job seekers in attendance, which resulted in 119 hires. Additionally, WFS was able to serve a total of 1,641 employers representing 1,669 job openings, which resulted in a total of 1,191 hires for the month of February.

## Industry Needs

### Trade & Transportation, Leisure & Hospitality, and Manufacturing Industries

With the reopening of the United States of America (USA)-Mexico border to visitors and the USA-Mexico-Canada Trade Agreement (USMCA) in place, the region has seen a steady increase in cross-border trade, transportation, and tourism, resulting in a positive economic impact for the region.

Furthermore, due to the ongoing disruptions in the supply chain, distribution, and logistics a growing interest of manufacturing companies to relocate to both sides of the border creates opportunities for the RGV.

## Business Needs

Employers Served



1,641

Hiring Events



15

Hires



1,191



1,669 Job Openings

As always, thanks again for your support and participation!

Texas Labor Market Review



Local Labor Market Reports



SkillUp LRGV Metrix Learning



Subscribe to the Monthly LMI

